

McCormick United Methodist Church

Critical Incident Preparedness

“Then take care of My sheep...”

John 21:16



Why Are we here today?

- Discuss the need for CRITICAL INCIDENT PREPAREDNESS at MUMC
- Prevention and/or Reduction in Opportunity Through Planning, Physical Changes and Training
- Discuss estimated funding and next steps
-



Why we need to address Safety Risks

- Faith Based Organization crimes are a fact of life
 - Are now one of the top five “at risk” sectors in the world, beating many other secular industries
- All Christian organizations need plans to address security and emergency risks
- Creation of a defensive environment – by developing and considering both physical and tactics/techniques.



Steps

- Reactive: understand the problem and the threat
 - Focus on disruptive person /active shooter
- Preemptive: Identify potential locations; target hardening & increased awareness
- Formed a safety committee
 - Ronnie Kidd
 - Al Gaer
 - Bob Wieboldt
 - Carol Wieboldt
 - Harry Shelley



Steps (continued)

- Attended Active Shooter Preparedness Training Workshop in Greenwood presented by South Carolina Law Enforcement Division
- Reviewed current Church disaster plan
- Attended local workshop for women led by Sheriff Stearns and Major Brock




Steps (continued)

- Did safety walk around the Church with Sheriff Clark Stearns and Major Brock
- Researched DHS and FEMA resource materials
- Met multiple times to define concepts
- Presented to the Church Council and received approval of general concept




Timeline of an Emergency

BEFORE



PREVENT


DURING



RESPOND

(Don't React)

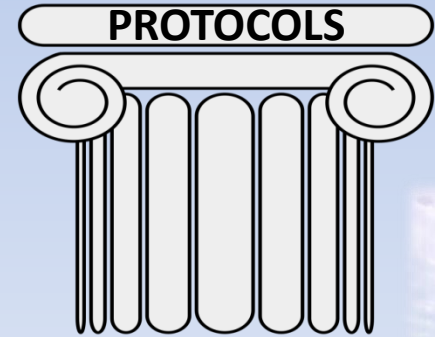

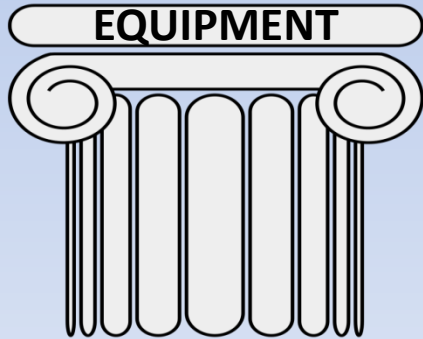
AFTER



RECOVER



Build a Program on a Firm Foundation



Layers of Security



Key Elements Being Incorporated

- Active monitoring of the church with cameras
- Proactive greeting
- Hardening some selective areas of the sanctuary and church
- Communications among key people
- Training on notification and response to event occurrences and when conducting church activities



What are the associated costs?

Panic Bar for Sanctuary Door	\$140.00
Deadbolt And Door Frame Reinforcement for Library	Done
Foot Bolts for Narthex swinging doors	Done
Motorola Radios (2)	\$83.00
DVR Wired Security system with 5-6 cameras	\$450.00
Installation materials for above	\$150.00
Monitor for Office	\$100.00
Tablet for monitoring cameras	\$130.00
Total	\$1053.00

Next Steps

- Finalize procedures
 - Examine “what ifs” and routine procedures
- Brief congregation on proposed protocols and training
 - Receive feedback
- Finalize costs and procurement schedule and installation
- Schedule training and implementation



Implementation Goals

Complete physical security upgrades to classroom windows and dead bolts, complete strengthening of library door, foot bolts on Narthex doors, window covering for Narthex door windows	July 2019
Develop training material for Ushers and Greeters; update Church Disaster Plan for Active Shooter/disruptive person	September 2019
Training Presentation and Q&A to congregation; final update to procedures	September-October 2019
Procure and Install Equipment	October-November 2019
Initial Implementation	December 2019